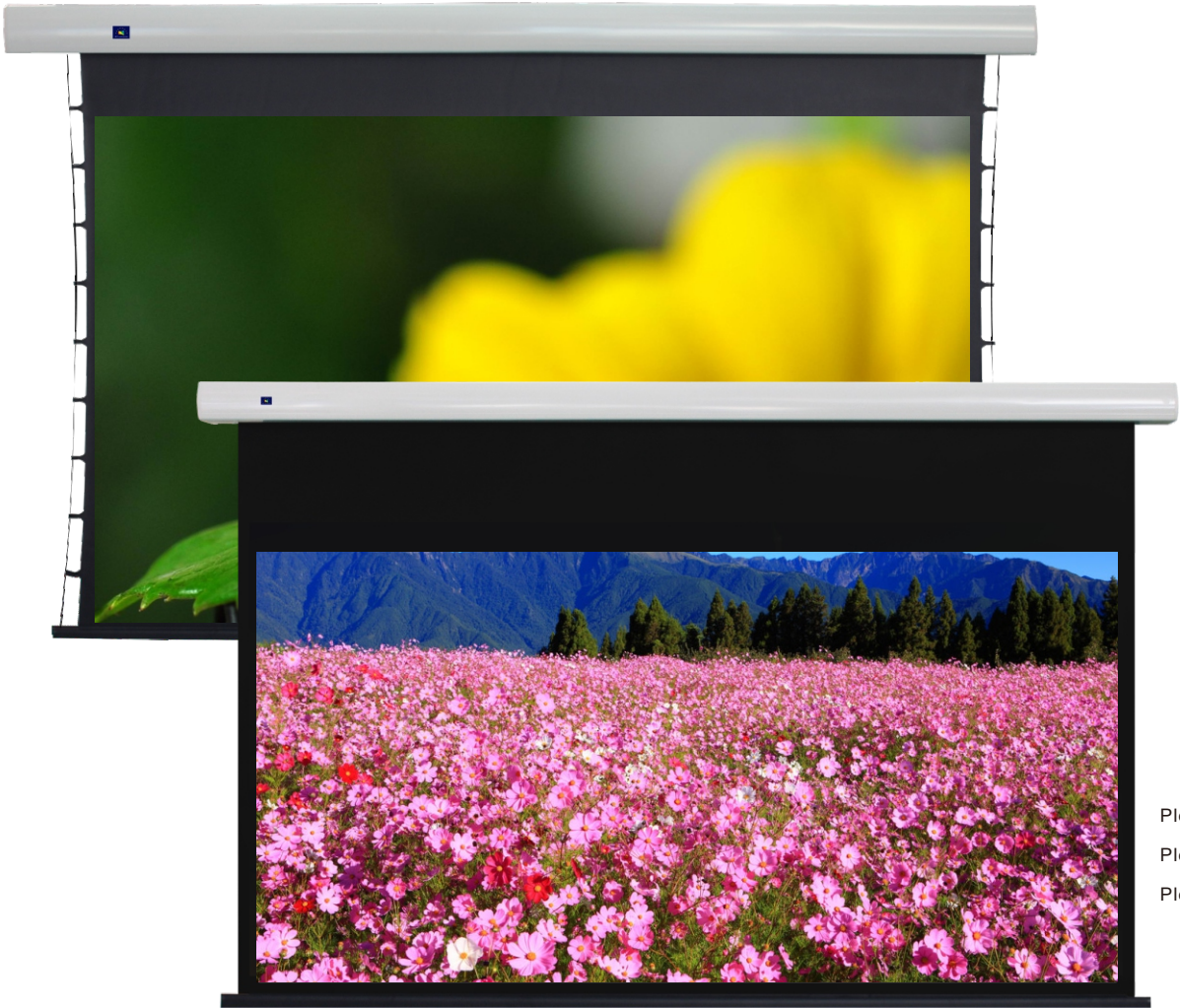


Intelligent Electric Tab-tension Screen EC1



Intelligent Electric Tab-tension Screen EC1

With a breakthrough design concept and configuration, EC1 has very high quality and standard; a number of patent and mute technology have been used, showing the new trend of top screen technology to the public. Equipped with super mute tubular motor and QUIETTUNING mute technology, the lifting speed of EC1 is 50% faster than those screens with synchronous motor. What's more, the noise is decreased by 80%.

Product Parameters
Format:16:9 / 16:10 / 2.35:1 / 4:3/
customized
Housing Material:Aluminum alloy
Power System:High Speed tubular motor+
Mute mechanism
Control Mode:RF/IR Remote Control /
Central Control Adaptor/12V Trigger/
Manual Switch
3D:Yes
4K:Multiple fabrics are optional
Size:80~170 inch

Please refer to P43 for installation mode

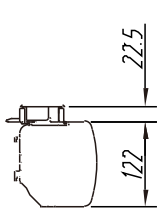
Please refer to P44 for remote control introduction

Please refer to P45 for introduction of mute technology

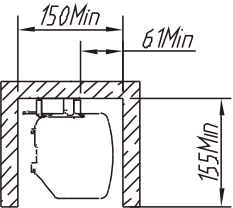
Dimension of EC1 Series

Format	Size	View Area		Left-Right Black Border	Bottom Black Border	Top Black Border	Total Height	Total Length (L)		Package Size (L*W*H)		N. W (KG)	G. W (KG)
		W (mm)	H (mm)					Standard	Tensioned	Standard	Tensioned		
16:9	80"	1771	996	50	50	649	1847	2047	2222	2237*211*223	2412*211*223	17.8	22.9
	90"	1992	1120	50	50	525	1847	2268	2443	2458*211*223	2633*211*223	18.8	23.9
	100"	2214	1245	50	50	400	1847	2490	2665	2680*211*223	2855*211*223	19.8	24.9
	110"	2435	1369	50	50	430	2001	2711	2886	2901*211*223	3076*211*223	21.3	26.7
	120"	2656	1494	50	50	300	1996	2932	3107	3122*211*223	3297*211*223	22.6	28.2
	130"	2878	1618	50	50	180	2000	3154	3329	3344*211*223	3519*211*223	22.9	28.5
	135"	2989	1680	50	50	110	1992	3265	3440	3455*211*223	3630*211*223	23.5	30.5
	140"	3099	1742	50	50	100	2044	3375	3550	3565*211*223	3740*211*223	25.3	31.4
	150"	3321	1867	50	50	100	2169	3597	3772	3787*211*223	3962*211*223	26.8	33.2
	160"	3542	1991	50	50	100	2293	3818	3993	4008*211*223	4183*211*223	28.4	35
4:3	80"	1626	1219	50	50	426	1847	1902	2077	2092*211*223	2267*211*223	17.8	22.9
	100"	2032	1524	50	50	270	1996	2308	2483	2498*211*223	2673*211*223	18.8	23.9
	110"	2235	1676	50	50	120	1998	2511	2686	2701*211*223	2876*211*223	19.8	24.9
	120"	2438	1829	50	50	100	2131	2714	2889	2904*211*223	3079*211*223	21.3	26.7
	135"	2743	2057	50	50	100	2359	3019	3194	3209*211*223	3384*211*223	22.6	28.2
	150"	3048	2286	50	50	100	2588	3324	3499	3514*211*223	3689*211*223	24	30

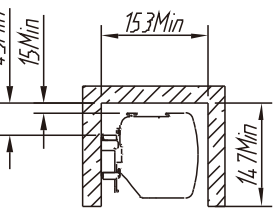
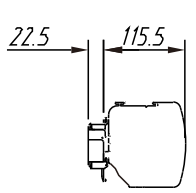
End Cap Parameter



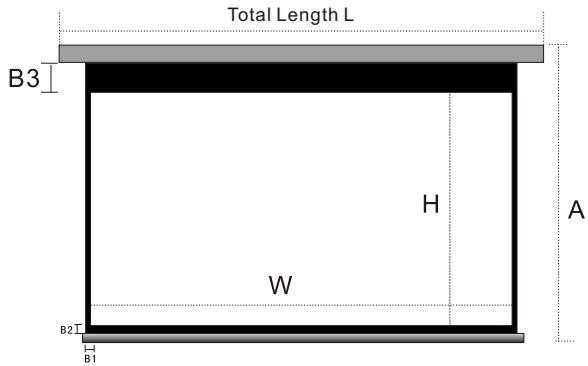
In-ceiling installation Parameter



Ceiling Mounting



Wall Mounting



Electric Screen EC2 Series



- 1. Aluminum Alloy Housing: Beautiful and exquisite with smooth surface treatment.
- 2. Aluminum Alloy Bottom Rod: Delta mechanical design, to ensure flat surface.
- 3. Sliding Multifunctional Mounting Bracket: Supports wall mount, in-ceiling mount and ceiling mount.


Comparison of various EC 1 models						
Model Name	Fabric Name	HD/4K	Support 3D Mode	Sound-Transparent	Tab Tension	Projection Mode
EC1-Sound Max5 HG	Sound Max5 HG	HD	Active	Yes	Yes	Front
EC1-Sound Max5	Sound Max5	HD	Active	Yes	yes	Front
EC1-Sound Max4K	Sound Max4K	4K	Active	Yes	yes	Front
EC1-WF1PRO	WF1PRO	HD	Active	No	yes	Front
EC1-WG1PRO	WG1PRO	4K	Active	No	yes	Front
EC1-WG1	WG1	HD	Active	No	no	Front
EC1-RGF1	RGF1	HD	Active	NO	yes	Rear
EC1-MF1	MF1	HD	Active +Passive	NO	yes	Front



Intelligent Motorized Projection Screen EC2
Designed by famous designer from French, the aluminum alloy housing is stylish and durable, just like a piece of art. Special Motor in roller design keeps a quiet and smooth operation.

Product Parameters
Format:16:9 / 16:10 / 2.35:1 / 4:3 / customized
Housing Material:Aluminum Alloy
Power System:Mute Synchronous Motor
Control Mode:RF/IR Remote Control / Manual switch
3D:Yes
4K:Multiple fabrics are optional
Size:80~170 inch

Please refer to P43 for installation mode
Please refer to P44 for remote control introduction
Please refer to P45 for introduction of mute technology

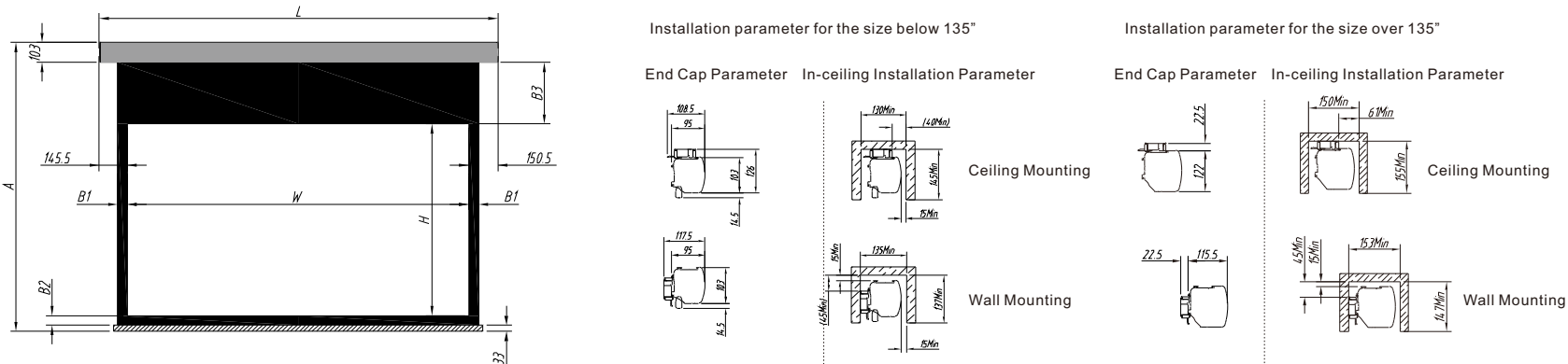


1. Aluminum Alloy Housing: Beautiful and exquisite with smooth surface treatment.
2. Aluminum Alloy Bottom Rod: Delta mechanical design, to ensure flat surface.
3. Sliding Multifunctional Mounting Bracket: Supports wall mount, in-ceiling mount and ceiling mount.

Dimension of EC2 Series

Format	Size	View Area		Left-Right Black Border	Bottom Black Border	Top Black Border	Total Height	Total Length (L)		Package Size (L*W*H)		N. W	G. W
		W (mm)	H (mm)	(B1)	(B2)	(B3)	(A)	Standard	Tensioned	Standard	Tensioned	(KG)	(KG)
16:9	80"	1771	996	50	50	668	1850	2066	2216	2296*150*158	2446*150*158	13. 5	17. 9
	92"	2037	1145	50	50	519	1850	2332	2482	2562*150*158	2712*150*158	14. 6	19. 4
	100"	2214	1245	50	50	419	1850	2509	2659	2739*150*158	2889*150*158	15. 4	20. 3
	110"	2435	1369	50	50	450	2005	2730	2880	2960*150*158	3110*150*158	16. 6	21. 7
	120"	2656	1494	50	50	320	2000	2951	3101	3181*150*158	3331*150*158	17. 6	23. 1
	130"	2878	1618	50	50	200	2004	3173	3323	3403*150*158	3553*150*158	18	24
	135"	2989	1680	50	50	130	1996	3284	3434	3514*150*158	3664*150*158	19	24. 8
	150"	3321	1867	50	50	100	2169	3597	3772	3787*211*223	3962*211*223	25. 8	31. 9
	160"	3542	1991	50	50	100	2294	3818	3993	4008*211*223	4183*211*223	27. 3	33. 7
4:3	170"	3763	2116	50	50	100	2418	4039	4214	4229*211*223	4404*211*223	27. 8	34. 4
	80"	1626	1219	50	50	445	1850	1921	2071	2151*150*158	2301*150*158	12. 8	17. 1
	100"	2032	1524	50	50	290	2000	2328	2477	2558*150*158	2707*150*158	14. 8	19. 5
	110"	2235	1676	50	50	140	2002	2531	2680	2761*150*158	2910*150*158	15. 7	20. 6
	120"	2438	1829	50	50	100	2114	2691	2883	2921*150*158	3113*150*158	16. 7	21. 9
	135"	2743	2057	50	50	100	2343	3040	3188	3270*150*158	3418*150*158	18. 5	24
	150"	3048	2286	50	50	100	2588	3324	3499	3514*211*223	3689*211*223	24	30
	160"	3251	2438	50	50	100	2740	3527	3702	3717*211*223	3892*211*223	25. 5	32

	Comparison of various EC 2 models									
	Product Model	Fabric	Model	HD/4K	Support 3D Mode	Sound-Transparent	Tension Screen	Projection	Mode Ambient	Light Rejecting
	EC2-Sound Max4K		Sound Max4K	4K	Active	Yes		Yes	Front	NO
	EC2-WF1PRO		WF1PRO	4K	Active	No		Yes	Front	NO
	EC2-WG1PRO		WG1PRO	4K	Active	No		Yes	Front	NO
	EC2-WG1		WG1	HD	Active	No		Yes	Front	NO
	EC2-MF1		MF1	4K	Active +Passive	NO		Yes	Front	NO
	EC2-Black Crystal		Black Crystal	4K	Active	NO		Yes	Front	Yes
	EC2-DP1		DP1	4K	Active	NO		Yes	Front	NO
	EC2-BS1		BS1	HD	Active	NO		Yes	Front	NO
	EC2-CBS1		CBS1	HD	Active	NO		Yes	Front	NO

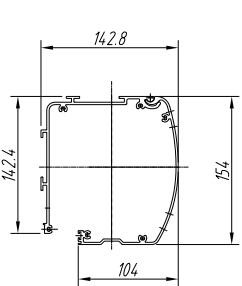


Large Motorized Screen EC Series EC130/EC150/EC220

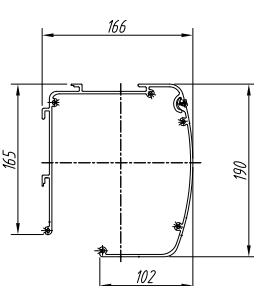
EC series is a high-end aluminum housing intelligent electric screen, adopting large diameter silent roller, automatic smoothing screen structure and aseismic design. With unique two-pieces housing design, provides a great convenience for debugging and maintenance.

Product Features:

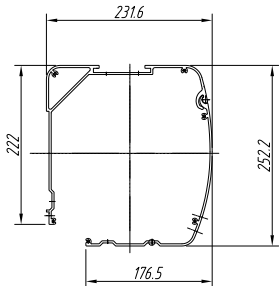
Smooth shape, high-end, fashionable, durable and graceful.
Automatic smoothing screen structure, ensure flat screen surface even in large size.
Aseismic design, reducing vibration and above 60% noise, and improving the mechanical life
Two-pieces casing design provides a great convenience for debugging and maintenance.
EC130≤200 inch
EC150≤250 inch
Ec220≤350 inch



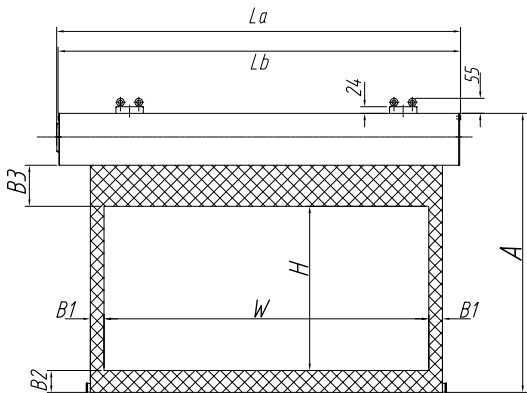
EC130



EC150



EC220



Dimension of EC Series

Format	Size	Shell model	View Area		Left-Right Black Border	Bottom Black Border	Top Black Border	Total Height	Total Length (L)				Package Size<W (mm) *H (mm) *>		N. W	G. W
									Bulit-in Remote La		External Remote Lb					
			W (mm)	H (mm)	(B1)	(B2)	(B3)	(A)	Standard	Tensioned	Standard	Tensioned	Standar	Tensioned	(KG)	(KG)
4:3	180 "	EC130	3658	2743	50	80	100	3077	3947	4127	3943	4123	4147*221*209	4327*221*209	47	53
	200 "	EC130	4064	3048	50	80	100	3382	4354	4534	4350	4530	4554*221*209	4734*221*209	52	58
	220 "	EC150	4470	3353	50	80	150	3775	4754	4941	4750	4937	4844*240*264	5031*240*264	66	73
	250 "	EC150	5080	3810	50	80	150	4232	5364	5551	5360	5547	5454*240*264	5641*240*264	74	82
	275 "	EC220	5588	4191	50	80	150	4674	5954	6174	5950	6170	6260*313*265	6480*313*265	119	207
	300 "	EC220	6096	4572	50	80	150	5055	6462	6682	6458	6678	6768*313*265	6988*313*265	129	224
	325 "	EC220	6604	4953	50	80	150	5436	6970	7190	6966	7186	7276*313*265	7496*313*265	139	242
	350 "	EC220	7112	5334	50	80	150	5817	7478	7698	7474	7694	7784*313*265	8004*313*265	150	259
16:9	180 "	EC130	3985	2240	50	80	100	2574	4274	4454	4270	4450	4474*221*209	4654*221*209	49	55
	200 "	EC130	4427	2489	50	80	100	2823	4717	4897	4713	4893	4917*221*209	5097*221*209	54	61
	220 "	EC150	4870	2738	50	80	150	3160	5159	5346	5150	5337	5244*240*264	5431*240*264	70	77
	250 "	EC150	5534	3112	50	80	150	3534	5823	6010	5814	6001	5908*240*264	6095*240*264	78	86
	275 "	EC220	6088	3423	50	80	150	3906	6453	6673	6449	6669	6759*313*265	6979*313*265	125	220
	300 "	EC220	6641	3734	50	80	150	4217	7007	7227	7003	7223	7313*313*265	7533*313*265	135	238
	325 "	EC220	7195	4045	50	80	150	4528	7560	7780	7556	7776	7866*313*265	8086*313*265	146	257
	350 "	EC220	7748	4356	50	80	150	4839	8114	8334	8110	8330	8420*313*265	8640*313*265	157	275
2. 35:1	180 "	EC130	4206	1790	50	80	100	2124	3947	4676	3943	4672	4147*221*209	4876*221*209	50	57
	200 "	EC150	4674	1989	50	80	150	2411	4963	5150	4959	5146	5053*240*264	5240*240*264	66	73
	220 "	EC150	5140	2180	50	80	150	2602	5429	5616	5425	5612	5519*240*264	5706*240*264	72	79
	250 "	EC220	5842	2486	50	80	150	2969	6208	6428	6204	6424	6514*313*265	6734*313*265	118	209
	275 "	EC220	6427	2735	50	80	150	3218	6793	7013	6789	7009	7099*313*265	7319*313*265	128	228
	300 "	EC220	7011	2983	50	80	150	3466	7377	7597	7373	7593	7683*313*265	7903*313*265	139	247
	325 "	EC220	7595	3232	50	80	150	3715	7961	8181	7957	8177	8267*313*265	8487*313*265	149	265

